

DIGITAL RESOURCES IN THE CLASSROOM

Jesús González

CyL Area Manager



Today's webinar

1

Designing learning

2

Delivering learning

3

Teacher training

4

Cambridge para ti

5

New developments



Teachers

Designing
learning



Weekly

A2, B1, B2

Welcome to **Weekly** – the exam preparation planner for teachers

Save time and effort and let Cambridge English create your free, personalised exam preparation plans, with additional teacher support.



1

Choose exam

-- select --

Choose which Cambridge English Qualification you would like to build a plan for.

2

Teaching weeks available

-- select --

Tell us how many weeks you have for exam preparation with your class.

3

Exam preparation time per week

-- select --

Hour/s

00

Minutes

Tell us how much time per week you would like to spend on exam preparation. This might not be the full amount of time you have with your class.

✓ Free personalised exam preparation lesson plans and resources.

Weekly

1

Choose exam

B2 First for Schools

Choose which Cambridge English Qualification you would like to build a plan for.

2

Teaching weeks available

4

Tell us how many weeks you have for exam preparation with your class.

3

Exam preparation time per week

3

Hour/s

00

Minutes

Tell us how much time per week you would like to spend on exam preparation. This might not be the full amount of time you have with your class.


Build my plan

Weekly

Week 1

Completed

3 hours 30 minutes


 Exam sample paper


[View this week ↻](#)


Week 2


Completed

2 hours 50 minutes


 Reading and Use of English

 Writing

 Listening

 Speaking

 All Skills


 Support for you

[View this week ↻](#)

Week 3

Completed

3 hours 30 minutes


 Exam sample paper


[View this week ↻](#)

Week 4

Completed

3 hours

 Writing

 Listening

 All Skills

[View this week ↻](#)

Weekly

B2 First for Schools - Plan (17 Mar 2020) [Edit name](#)

Exam: B2 First for Schools [Share this plan](#)



Handbook



Save plan



New plan

Go to of 4

Wk. 1

[Back to Overview](#)

Week 1 [Set date](#)

Completed


3 hours 30 minutes

[Print week](#)

[Download PDF](#)


[My weekly notes](#)

 Exam sample paper

Close 


Resources and objectives

[Sample Test 2](#)


 3 hours 30 minutes

 Test

 ZIP

Options 

These are sample tests from the Sample Paper 2 pack. They cover paper tests for Listening, Reading and Use of English, Speaking and Writing.


Next week

My weekly notes

Start typing to add notes

Save

Weekly

B2 First for Schools - Plan (17 Mar 2020) [Edit name](#)

Exam: B2 First for Schools [Share this plan](#)

[Handbook](#) [Save plan](#) [New plan](#)

Go to of 4 Wk. 2 [Back to Overview](#)

Week 2

[Set date](#)

Completed

2 hours 50 minutes

[Print week](#)

[Download PDF](#)

[My weekly notes](#)

Reading and Use of English [Close](#)

Resources and objectives

<p>Reading and Use of English test overview</p> <p>⌚ 30 minutes Lesson Plan PDF Options</p>	<p>This is a 30-minute lesson plan. You can use it to familiarise the students with the content of the First for Schools Reading and Use of English paper (Paper 1).</p>
<p>Quiz your English</p> <p>⌚ 20 minutes App APP Options</p>	<p>Quiz your English is a fun way for learners to practise and improve their English. The app tests vocabulary and grammar and is suitable for B1-B2 levels. Learners can go head-to-head with other players from around the world and challenge their friends through social media.</p>

[Next week](#)

Writing [Open](#)

Listening [Open](#)

Weekly

Print Download Share Close

2 1 / 7

Cambridge
English Qualifications

Overview of the B2 First for Schools Reading and Use of English Paper

Aims of the lesson	To familiarise the students with the content of the First for Schools Reading and Use of English paper (Paper 1)
Time needed	35 minutes
Materials required	<ul style="list-style-type: none">Sample Reading and Use of English Paper (one copy for each 2-3 students)Classroom Handout 1 (one per student)Answer sheets (one copy for each small group of students)http://www.cambridgeenglish.org/exams-and-qualifications/first-for-schools/exam-update-for-2015/

Procedure

- Before the class, stick up a copy of different tasks from the Sample Reading and Use of English Paper around the walls of the classroom. Samples can be found in the B2 First for Schools handbook.
- Introduce the testing focus of the Reading and Use of English paper by asking students to call out if the following language areas come into knowledge of grammar or of vocabulary.
 - verb tenses
 - phrasal verbs
 - collocation (words which go together)
 - set phrases (e.g. See you later!)
 - suffixes
 - prepositions
 - auxiliaries
 - linkers

Do this quickly, just to get students thinking about language systems. You could point out that some areas can fall under both grammar and vocabulary. Indeed many teachers and students see grammar – vocabulary as a continuum rather than an either/or choice so it is perfectly fine for there to be some ambiguity.

Timing: 5 mins



Teachers

Delivering
learning



Cambridge English TV Channel



YouTube ES

Buscar

Página principal
Tendencias
Suscripciones

Biblioteca
Historial
Ver más tarde
Videos que me gustan

SUSCRIPCIONES

- Popular en YouTube
- Música
- Deportes
- Videojuegos


MÁS DE YOUTUBE

- YouTube Premium
- Películas de YouTube
- Videojuegos
- Directo

Configuración
Historial de denuncias
Ayuda

For every learner,
every step of the way

Visit our website

 Cambridge English
378.000 suscriptores

SUSCRIBIRSE

INICIO VÍDEOS LISTAS DE REPRODUCCIÓN COMUNIDAD CANALES MÁS INFORMACIÓN

How to teach English online - available until 27 April 2020
177.126 visualizaciones • Hace 1 año
Want to teach English online but not sure where to start?
Register for Teaching English Online - our free, award-winning course that will give you the skills, knowledge and digital tools you need to teach in an online environment. You can register up until the end of the course on 10 April.
MÁS INFORMACIÓN


Listas de reproducción creadas

- 5
- 6
- 24
- English Vocabulary Pre-Test (EVP): a free online tool to enhance your team's vocabulary 15
- 1 of 4 25
- 18

Cambridge English TV Channel

☰ YouTube ^{ES}


b2 first speaking test 🔍



Idioms: To Break the Ice

292.750 visualizaciones • 16 dic. 2014

👍 397 🗨️ 9 ➦ COMPARTIR 📌 GUARDAR ⋮

 Cambridge English
378.000 suscriptores

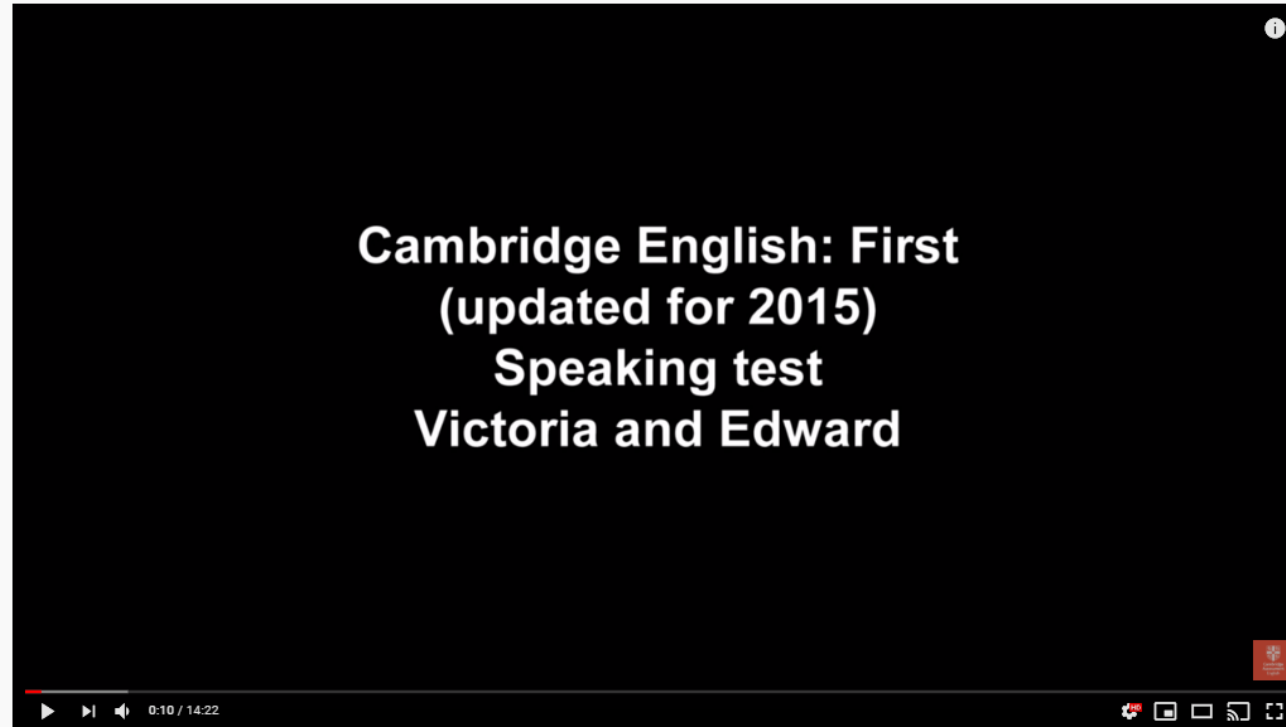
[SUSCRIBIRSE](#)

This series of short fun clips show the real meaning of popular English idioms and how to use them in everyday life.

Cambridge English TV Channel

☰ YouTube ES

b2 first speaking test



B2 First speaking test (from 2015) - Victoria and Edward

1.550.769 visualizaciones • 21 jul. 2014

👍 8492 💬 333 ➦ COMPARTIR ≡ GUARDAR ...



Cambridge English
378.000 suscriptores

SUSCRIBIRSE

Read examiner's comments here
<http://www.cambridgeenglish.org/image...>

MOSTRAR MÁS

Cambridge English TV Channel



what makes a good candidate



Examiners talking about Speaking Tests

667.693 visualizaciones • 29 ago. 2013

👍 5786 💬 118 ➦ COMPARTIR ≡ GUARDAR ...



Cambridge English
378.000 suscriptores

SUSCRIBIRSE

What makes a good Speaking test candidate? In this video three examiners give their advice and tips for the Cambridge English: First and Cambridge English: Advanced Speaking tests. We think you'll find it useful, no matter which exam you teach.

[MOSTRAR MÁS](#)

Write&Improve



*Benefits for students

- ✓ Practise **writing** skills.
- ✓ Get instant **feedback** and **CEFR level**.

*Benefits for teachers

- ✓ Create **assignments** and **workbooks**.
- ✓ See students' changes and **progress** in the [Class View section](#).
- ✓ Get tasks, student **reports** & **insights**.

Write&Improve
with Cambridge

[Inicio](#) [Estudiantes](#) [Profesores y organizaciones](#) [EL MCER](#) [Ayuda](#)

[Idioma](#)

[Iniciar sesión](#)

[Crear perfil](#)

Write & Improve

Write & Improve es una herramienta GRATUITA desarrollada por la Universidad de Cambridge que ayuda a los alumnos a mejorar su expresión escrita en inglés.

- ✓ Elige entre cientos de tareas de todos los niveles y comienza a escribir, o crea tus propias tareas
- ✓ Envía tu redacción y recibe tu resultado basado en la escala internacional de niveles del [MCER](#)
- ✓ Recibe *feedback* instantáneo sobre los aspectos que puedes mejorar en tu expresión escrita
- ✓ Haz las modificaciones necesarias y vuelve a intentarlo para mejorar tu expresión escrita

[Comenzar a escribir](#)

[Estudiantes](#)

[Profesores y organizaciones](#)



Welcome, Victoria

[Sign out](#)

W&I workbooks ▾

W&I Beginner

W&I Intermediate **New tasks!**

W&I Advanced

W&I Just for fun!

+ Test Zone ▾

IELTS Academic

IELTS General Training

Cambridge First (FCE)

My workbooks ▾



W&I Beginner

A description: Your home

Write a paragraph describing your home.

Include information about:

- how many rooms there are
- what the kitchen and living room are like
- whether there is a garden

[Start again](#) [Saved](#) 

Write your text here.

Task help

[Images](#)[Feedback](#)[Changes](#)

Your feedback will appear here after we finish checking your work.

Your progress

Your progress graph will appear here after we finish checking your work.

Task timer

Write&Improve

← Return to workbook

  [←\] Sign out](#)

Welcome, Victoria

[Sign out](#)

☰ W&I workbooks ▾

W&I Beginner

W&I Intermediate **New tasks!**

W&I Advanced

W&I Just for fun!

☰ + **Test Zone** ▾

IELTS Academic

IELTS General Training

Cambridge First (FCE)

☰ My workbooks ▾

- how many rooms there are
- what the kitchen and living room are like
- whether there is a garden

Start again 

 Saved

Helo frend, I write to you of my houses. It are middle big, wih eyte rooms and gardens. The kichten is for to eating lanches and and have four windoes. I like living room becos it have television and sofas. My garden is big and good place for to play futbol with my frends and to have the sun, not for raining.

62 words entered (the word count for this task is about 30 words).

Your progress

Your progress graph will appear here after we finish checking your work.

Task timer

Click on 'Start timer' to time your writing.

Start timer

Write&Improve


← Return to workbook



↵ Sign out

Welcome, Victoria

Include information about:

 This is a good start. Now improve your writing.

! Helo ! frend ? ! ? ! write to you of my houses. It are
middle big, wih eyte rooms and gardens. The kichten is ! for to eating
lanches and and have four windoes. I like living room ? becos ? it
? have ! telivision and sofas. My garden is big and good place !
for to play ! futbol with my ! frends and to have the sun, not for
raining.

My workbooks

62 words entered (the word count for this task is about 30 words).

Your progress

B1	1
----	---

A1

! Helo ! frend ☆ ! ☆ ! ☆ write to you of my houses. It are
middle big eYTE rooms and gardens. The kichten is ! for to eating
four windoes. I like living room ☆ becos ☆ it
on and sofas. My garden is big and good place !
oll with my ! frends and to have the sun, not for

! Spelling ×

Is the spelling correct?
Did you mean to write 'friend'?

Next

out the question? (5 is best)

2 3 4 5

A1	! Helo ! frend ☆ , ☆ ☆ write to you of my houses. It are
A1	middle big, wih eyte rooms and gardens. The kichten is ! for to eating
	lanches and and have four windoes. I like living room ☆ becos ☆ it
	☆ have ! television and sofas. My garden is big and good place !
	to play ! futbol with my ! frends and to have the sun, not for

☆ Suspicious word ×

Is this the correct word?
This doesn't look right to us

Next

write about the question? (5 is best)

1 2 3 4 5

Write&Improve

← Return to workbook



←] Sign out

Welcome, Victoria

[Sign out](#)

W&I workbooks

W&I Beginner

W&I Intermediate **New tasks!**

W&I Advanced

W&I Just for fun!

+ Test Zone


IELTS Academic

IELTS General Training

Cambridge First (FCE)

My workbooks

- whether there is a garden

Start again 

 Saved

Hello Maria, how are you? I'm describing my house for you in this letter. My house is quait big, and with eight rooms. Down the stairs there is the kitchen and near to this there is a living room. In kitchen my family has the breakfast and lunch and dinner. There is a cook and a fridge, and have four windows for to see the garden. The living room is nice, and has television and sofas comfortable. My garden is enough big for football but I wish there is a swiming pool!

92 words entered (the word count for this task is about 30 words).

Checking...

Your progress graph will appear here after we finish checking your work.

Task timer

Click on 'Start timer' to time your writing.

Start timer

Hello Maria, how are you? I'm describing my house for you in this letter. My house is ! quait big, and with eight rooms. Down the stairs there is the kitchen and near to this there is a living room. In kitchen my family has ☆ the breakfast and lunch and dinner. There is a cook and a fridge, and have four windows ! for to see the garden. The living room is nice, and has television and sofas comfortable. My garden is enough big for football but I wish there is a ! swiming pool!

IELTS General Training
Cambridge First (FCE)

My workbooks

television and sofas comfortable. My garden is enough big
for football but I wish there is a swimming pool!

room is nice, and has television and sofas comfortable. My
garden is enough big for football but I wish there is a !
swiming pool!

92 words entered (the word count for this task is

Write&Improve

← Return to workbook



←] Sign out

Welcome, Victoria

[Sign out](#)

W&I workbooks

W&I Beginner

W&I Intermediate **New tasks!**

W&I Advanced

W&I Just for fun!

+ Test Zone

IELTS Academic

IELTS General Training

Cambridge First (FCE)

My workbooks

- how many rooms there are
- what the kitchen and living room are like
- whether there is a garden

Start again

Saved

Hello Maria, how are you? I'm describing my house for you in this letter. My house is quite big, and has eight rooms. Downstairs there is the kitchen and near to this there is a living room. In kitchen my family eats breakfast and lunch and dinner. There is a cooker and a fridge, and four big windows to see the garden. The living room is nice, and has a television and three really comfortable sofas. My garden is big enough to play football but I wish there was a swimming pool for when the sun is shining!

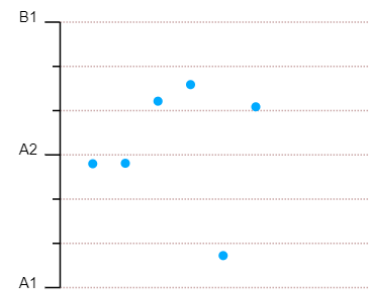
98 words entered (the word count for this task is about 30 words).

Check again →

living room. In kitchen my family has three meals breakfast and lunch and dinner. There is a cooker and a fridge, and have four big windows for to see the garden. The living room is nice, and has a television and sofas three really comfortable sofas. My garden is big enough big for to play football but I wish there was a swimming pool for when the sun is shining!

Your progress

Checks
2



This graph shows the CEFR Level for your last 10 checks in

Write

Task help Level B1 ✕ ← Sign out

Feedback Changes

Hello Maria, how are you? I'm describing my house for you in this letter. My house is quite big, and with has eight rooms. Down the stairs there is the kitchen and near to this there is a living room. In kitchen my family has the eats breakfast and lunch and dinner. There is a cooker and a fridge, and have four big windows for to see the garden. The living room is nice, and has a television and sofas three really comfortable sofas. My garden is big enough big for to play football but I wish there i was a swimming pool for when the sun is shining!

Create your own workbooks

Write&Improve

← Return to workbooks



← Sign out

Welcome, David
Sign out

W&I workbooks

- W&I Beginner
- W&I Intermediate **New tasks!**
- W&I Advanced
- W&I Just for fun!

+ Test Zone

- IELTS Academic
- IELTS General Training
- Cambridge First (FCE)

My workbooks

- Create a workbook
- Join a workbook
- + Class View
- Progress

My writing

Prep centre roadshow

Start Free Trial of **Class View**

Your tasks

Students' Writing New Task

You haven't created any tasks yet.

There are no tasks in your workbook.
Click on 'New Task' to create more tasks to practise your writing.
Keep writing and improving!

Your writing

You haven't taken any tasks in this workbook yet.

Invitation code

D2DEM9Q4

Invite people to your workbook via email.

Enter the email addresses of people you would like to invite to your workbook below and click the 'Invite' button, or send them the above invitation code.

Invite

Workbook members

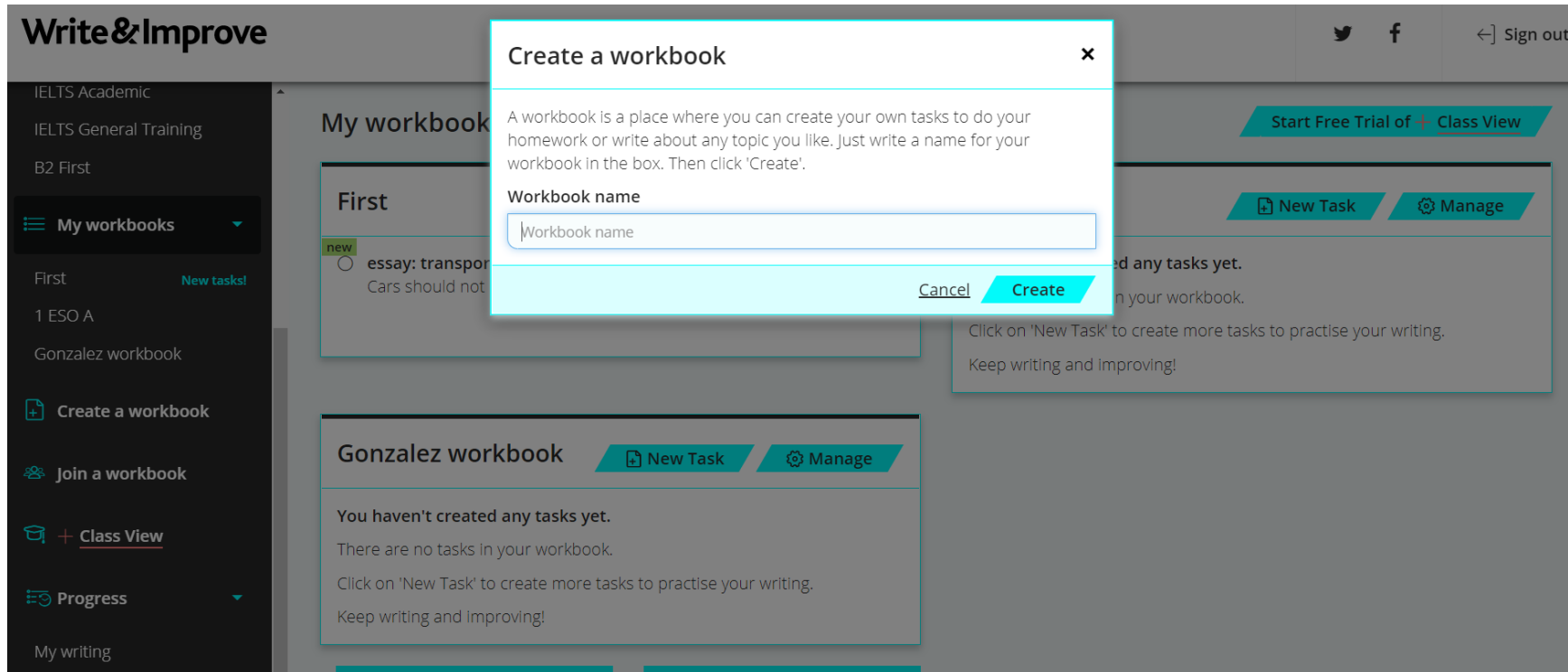
Students' Writing

David Bradshaw <bradshaw.d@cambridgeenglish.org> **Owner**

Delete workbook

After you delete a workbook, you cannot invite people to join that workbook. Students who answered any of the tasks in that workbook will still be able to see their writing in the 'My writing' section. If you have a subscription to **Class View**, you won't see students' answers to tasks in that workbook any more.

Create your own workbooks



The screenshot shows the 'Write&Improve' web application interface. A dark sidebar on the left contains navigation options: 'IELTS Academic', 'IELTS General Training', 'B2 First', 'My workbooks' (with a dropdown arrow), 'First' (with 'New tasks!' indicator), '1 ESO A', 'Gonzalez workbook', 'Create a workbook' (with a plus icon), 'Join a workbook', '+ Class View', 'Progress' (with a dropdown arrow), and 'My writing'. The main content area is titled 'My workbook' and displays two workbook cards: 'First' and 'Gonzalez workbook'. Each card has a 'New Task' button and a 'Manage' button. A modal dialog box titled 'Create a workbook' is centered on the screen. It contains a text input field labeled 'Workbook name' with the placeholder text 'Workbook name'. Below the input field are 'Cancel' and 'Create' buttons. The dialog also includes a close button (X) in the top right corner and explanatory text: 'A workbook is a place where you can create your own tasks to do your homework or write about any topic you like. Just write a name for your workbook in the box. Then click 'Create'.'

Create your own workbooks

Write&Improve

Welcome, Jesus
[Sign out](#)

☰ W&I workbooks ▾

- W&I Beginner [New tasks!](#)
- W&I Intermediate [New tasks!](#)
- W&I Advanced [New tasks!](#)
- W&I Just for fun!

☰ + Test Zone ▾

- IELTS Academic
- IELTS General Training
- B2 First

☰ My workbooks ▾

B1 Preliminary
Gonzalez's workbook A1

Invitation code

WEPKGFAF



Invite people to your workbook via email.

Enter the email addresses of people you would like to invite to your workbook below and click the 'Invite' button, or send them the above invitation code.

 Invite

[←\] Sign out](#)

[Class View](#)



o your
e above

 Invite



[ts' Writing](#)

Owner

Create your own workbooks



Cambridge English
Write&Improve


 

Start improving!

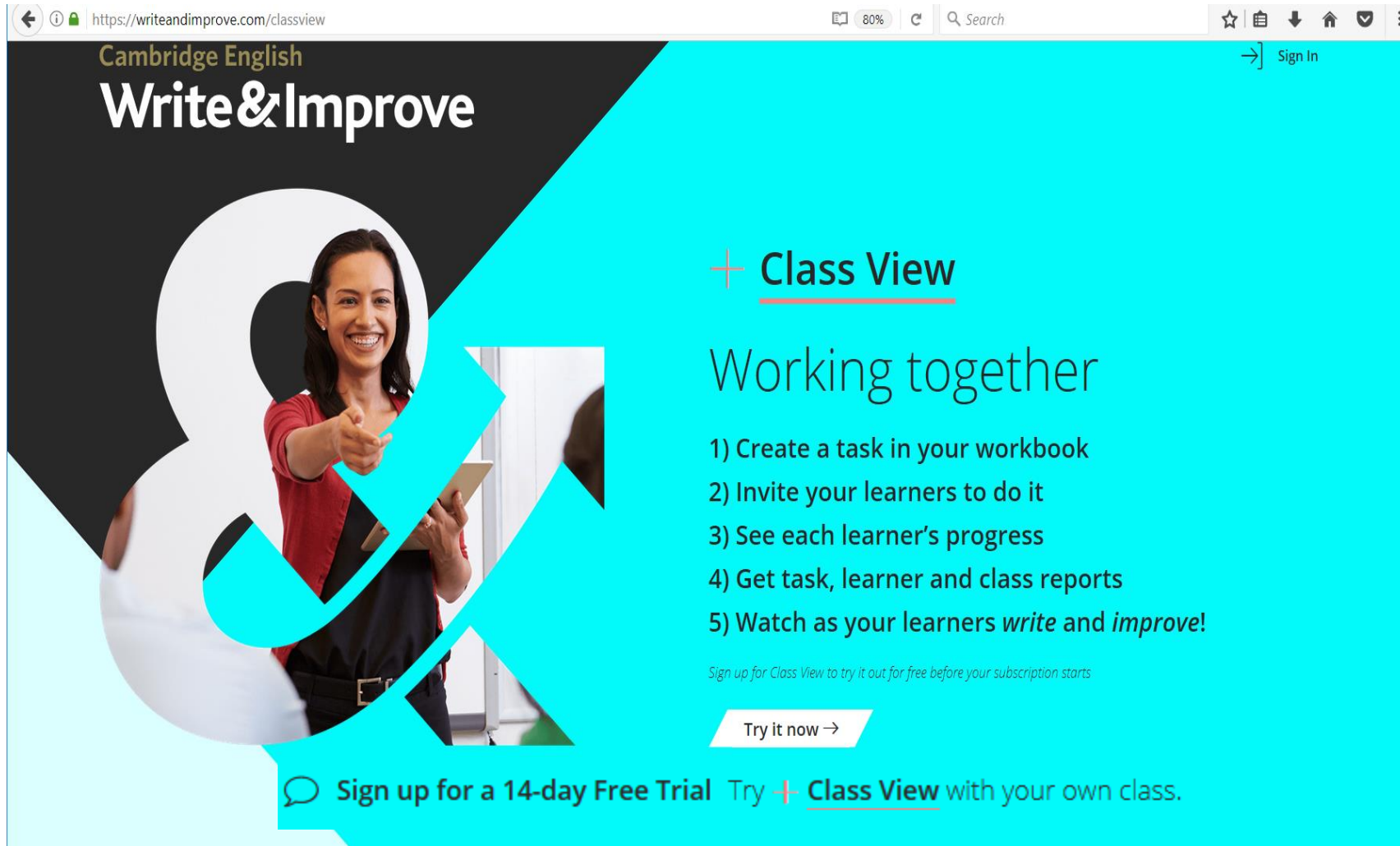
Victoria Teacher is inviting you to join a workbook on Write & Improve.

Click to accept this invitation.

[Accept the invitation](#)



CLASS VIEW



The screenshot shows a web browser window with the URL <https://writeandimprove.com/classview>. The page features the Cambridge English Write & Improve logo in the top left. A large, stylized ampersand graphic is overlaid on the page, containing a circular image of a smiling woman pointing towards the viewer. To the right of the ampersand, the text '+ Class View' is displayed with a red underline, followed by the heading 'Working together'. Below this is a numbered list of five steps: 1) Create a task in your workbook, 2) Invite your learners to do it, 3) See each learner's progress, 4) Get task, learner and class reports, and 5) Watch as your learners *write* and *improve!*. A small note below the list says 'Sign up for Class View to try it out for free before your subscription starts'. A 'Try it now →' button is positioned below the note. At the bottom of the page, a speech bubble icon is followed by the text 'Sign up for a 14-day Free Trial Try + Class View with your own class.'

Cambridge English
Write & Improve

→ Sign In

+ Class View

Working together

- 1) Create a task in your workbook
- 2) Invite your learners to do it
- 3) See each learner's progress
- 4) Get task, learner and class reports
- 5) Watch as your learners *write* and *improve!*

Sign up for Class View to try it out for free before your subscription starts

Try it now →


Sign up for a 14-day Free Trial Try + Class View with your own class.


CLASS VIEW


Write&Improve





→] Sign in


 Create profile

 Create profile

 W&I workbooks

 Class View new

 Create a workbook

 Join a workbook

 Progress

Workbooks

All

Tasks

All

Students

All

Checks

All

 Sign up for a 14-day free trial! Try *Class View* with your own class. [Create an account now](#)

Class View - Interactive Example Class

Welcome to Write & Improve's Class View Interactive Example Class!

Here you can see examples of a class with students, workbooks, tasks, and student writing. This will show you all the features that Class View offers. It is not connected to your account.

You can explore this page and click on students' names to see their checks and examine their work and follow their progress.

If you have students who have joined your workbooks and done your tasks, this is an example of what you will see.

Insights

 Help

Score Range

Student Progress

Student Progress Heatmap

Ada Martinez



Alba De La Rosa



Carmella Perera



Enrique Ramirez



CLASS VIEW FREE TRIAL

NEW

2-Month Free Trial of + ClassView Teacher Tools

[Learn More](#)

You can use the Extended Free Trial even if
you've used a Free Trial before

+ ClassView gives you tools to set, mark and manage writing practice, 100% online. Try it for 2 months, with up to 200 learners, for free.

1. Click [Start Free Trial](#)
2. Enter your Billing Details
(no charge at this point)
3. If you cancel within 2 months,
there will be nothing to pay

[Start 2-Month Free Trial](#)


Speak&Improve



Cambridge English
Speak&Improve
a research project

Practise
speaking
English with
me!

Get your grade and improve it.



Speak & Improve



It's free!

Speak & Improve is a research project from the University of Cambridge. By using it you are helping us improve technology that will help English learners around the world.

1. Talk to our speech robot, Sandi, who will ask you some questions.
2. Afterwards, Sandi will give you a grade for your speaking.
3. Were some questions difficult for you? Try them again to improve your score.

Sandi, our speech robot, uses new technology developed at the University of Cambridge. It can tell how well you speak English just by listening to you.

Sandi gives your Speaking an accurate grade on the internationally-recognised [CEFR scale](#).

This can help you understand your speaking ability for work, study, exams (including [Cambridge exams](#)), or just for fun.

Virtually Anywhere



B1, B2



- ✓ Audio series to improve students' **listening** skills.
- ✓ **Lesson plans** available.



Virtually Anywhere



B1, B2



Virtually Anywhere Episodes 1 and 2

Geeta and Paul are final year Archaeology students who don't get along very well. They are working together on their final piece of coursework, and while arguing over which location to study, they are suddenly contacted by a mysterious character called The Professor who asks them both to meet him...

Teacher's Notes

Background	In this lesson, students get to know the main characters in <i>Virtually Anywhere</i> by listening to the first two episodes. As well as listening, there is an extended speaking task in which they predict how the story continues.
Aims of the lesson	The main aims: <ol style="list-style-type: none"> 1. to set the scene for the <i>Virtually Anywhere</i> series and establish the main characters and plot 2. to revise language for describing people (character and appearance) 3. to practise telling a story in the present tense.
Time needed	45–60 minutes
Materials required	<ul style="list-style-type: none"> • Two audio clips (audioscripts available): MP3 for Episodes 1 and 2, or access to internet to play online • Student's Worksheet 1: one copy per pair of students • Student's Worksheet 2: one copy per learner • <i>Cambridge English: Preliminary (PET)</i> Vocabulary List

Virtually Anywhere



B1, B2

Learning English

Independent

How difficult was this activity?

Virtually Anywhere Episode 1

[Too easy](#) OR [Too hard](#)

CEFR Level

B1-B2

Time

10+ minutes

Skills

[Listening](#) [Vocabulary](#)



The series begins with final-year archaeology students Geeta and Paul arguing about which location to study for their final piece of coursework.

Suddenly they are contacted by a mysterious character called the Professor, who says he wants to meet them.

[Read the email from Paul and Geeta's tutor](#) before you listen to Episode 1. Afterwards, you can do the learning activities to practise the words you've heard.

[Listen to episode 1](#)

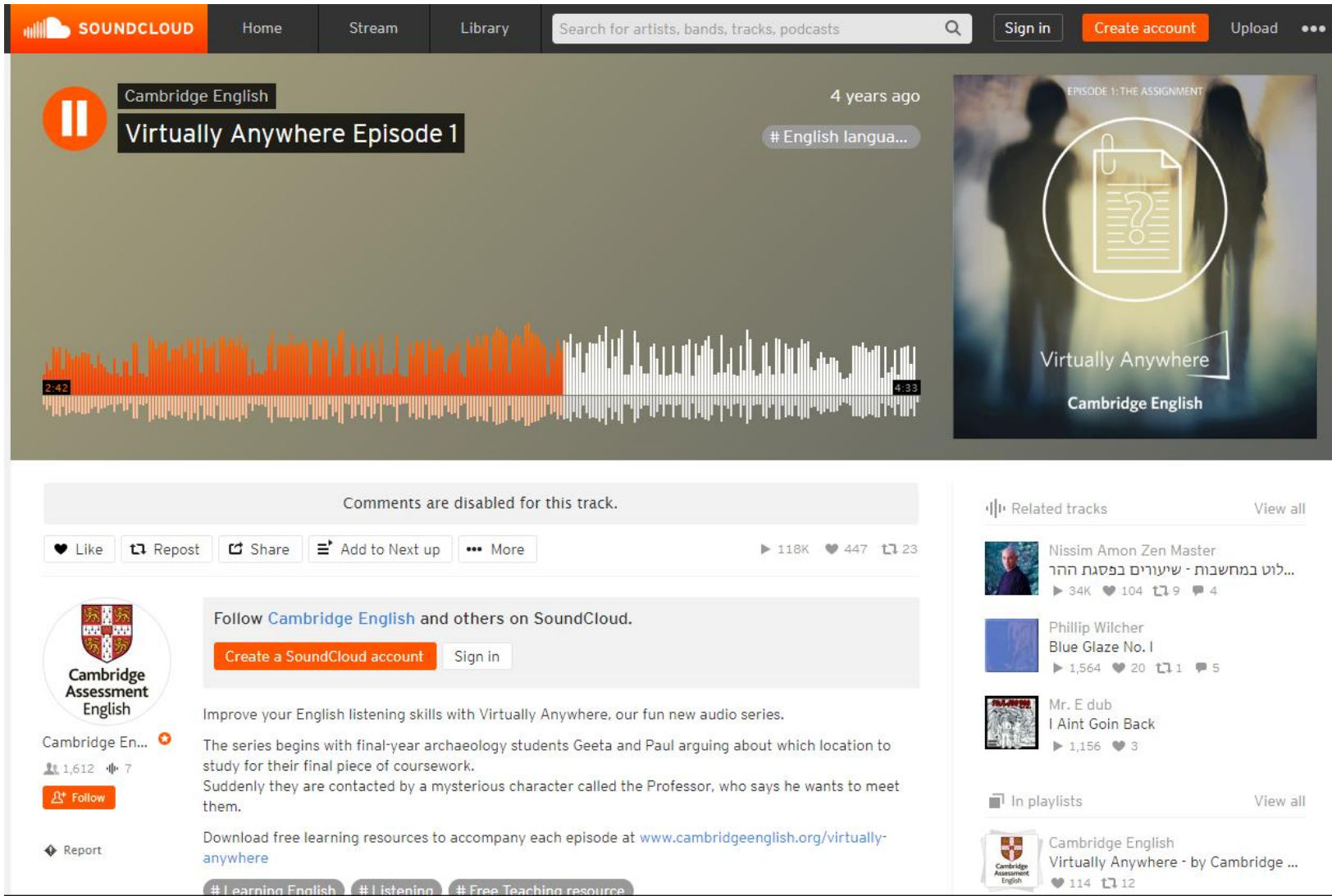
If you're using Internet Explorer 9 or 10, please use another browser such as Chrome or Firefox to listen to Virtually Anywhere.

[- Transcript](#)

Virtually Anywhere



B1, B2



The screenshot shows a SoundCloud track page for "Virtually Anywhere Episode 1" by Cambridge English. The track is 4:33 long and was uploaded 4 years ago. The interface includes a search bar, navigation tabs (Home, Stream, Library), and user options (Sign in, Create account, Upload). The track player shows a waveform and a progress bar. Below the player, there are social sharing options (Like, Repost, Share, Add to Next up, More) and a "Comments are disabled for this track." message. A promotional banner for Cambridge English is visible, along with a "Follow" button. The right sidebar features "Related tracks" and "In playlists" sections, listing other tracks like "Nissim Amon Zen Master" and "Phillip Wilcher Blue Glaze No. 1".

Learning English



- ✓ Students choose the **skill** and the right **level** to **practise**.
- ✓ **Free online** activities to practise skills in class or at home.

A1, A2, B1, B2, C1, C2


Learning English

Welcome to Learning English

We have lots of free online activities to help teenagers and adults practise their English. Choose the skill you want to practise and the level that's right for you.

SEARCH 

Try one of our 176 free activities





Teachers

Teacher training



[← Ir a Inicio](#)



**Juntos inspiramos a los alumnos a llegar
más lejos**

Titulaciones para profesores

**Desarrollo profesional para
profesores**

**Recursos para todos los
profesores**

Recursos para la enseñanza del inglés general

Recursos para profesores

Recursos para la enseñanza del inglés general

Seminarios web para profesores de inglés

Mock test toolkit

Kahoot!

Ofrecemos recursos para ayudarte a enseñar inglés sea cualquiera que sea tu contexto. Utiliza estos recursos en tu clase o pásaselos a tus alumnos para que los usen en casa.

Si estás preparando a alumnos para las titulaciones de Cambridge English, tenemos recursos específicos que puedes utilizar.

[Preparar a alumnos para las titulaciones de Cambridge English](#)



Learning English

Learning English ofrece una completa gama de actividades divertidas y gratuitas que puedes probar con tus alumnos. Puedes usar las actividades como parte de una lección en el aula o pasárselas a los alumnos para que practiquen con ellas en casa. Cada actividad se puede completar en pocos minutos. Simplemente escoge el nivel y las destrezas que desees practicar.

[Ir a Learning English](#)



Penfriends

Conecta con escuelas de todo el mundo e intercambia postales y cartas en inglés. Te unirás a una comunidad internacional y tus alumnos tendrán la oportunidad de comunicarse con otros alumnos de inglés de todo el mundo.

[Únete a Penfriends](#)



Write & Improve



Recursos de Cambridge University Press

Preparación de exámenes

Aprender inglés

Familias y niños

Preparación de exámenes

Más recursos para aprender inglés

Juegos, Apps y Redes sociales

Para ayudarte a **preparar las titulaciones y tests de nivel** de **Cambridge Assessment English**, hemos producido materiales gratuitos como *muestras de exámenes, hojas de trabajo, listas de vocabulario y guías de exámenes*, para que los descargues desde aquí. También trabajamos en colaboración con la editorial **Cambridge University Press** para desarrollar una gama de *cursos oficiales, materiales de apoyo y pruebas de práctica* que están disponibles para comprar online.

Starters

Movers

Flyers

Key for Schools

Key

Preliminary for Schools

Preliminary

First for Schools

First

Advanced

Proficiency

Business Preliminary

Webinars and Events

- ✓ Sign up for **free online professional development**.
- ✓ Ask questions and **connect** with teachers all over the world.
- ✓ Access **exam preparation, tips and teaching ideas**.
- ✓ Watch **past webinars** on our [YouTube TV Channel](#).

Eventos y seminarios web | Cambridge English

Seminarios web para profesores

Nuestros próximos webinars gratuitos para profesores están ya disponibles para registrarse.

Reserva ya tu plaza



Webinars for teachers



Eventos ELT virtuales

Nuestros próximos eventos virtuales para profesores están ya disponibles.

Más información




Virtual Events



Nuestros próximos seminarios web gratuitos para profesores

Webinar	Presentadores	Fecha y hora
LOMLOE- Teaching with Competencies	Mark Meredith and Victoria Peña	4 November 2021 17.30 (CET time)
Lesson planning for young learners and how to use exam support materials effectively	Claire Medwell	9 November 2021 10.00 (CET time)
		11 November 2021 16.00 (CET time)
Practical LOMLOE	Mark Meredith and Rachel Jeffries	11 November 2021 17.30 (CET time)
Talking Listening and Reading for Young Learners	Alexandra Purcell and George Heritage	17 November 2021 10.30 (CET time)
		17 November 2021 18.00 (CET time)
LOMLOE- Keep Calm and Mediate (part 1 introduction and primary)	Victoria Peña and George Heritage	18 November 2021 17.30 (CET time)
Bringing your A game to the classroom	The Webinar Team	1 December 2021 10.30 (CET time)
		1 December 2021 18.00 (CET time)
Exam preparation and real-world English for A2 Key for Schools and B1 Preliminary for Schools	Olha Madylus	7 December 2021 10.00 (CET time)
		9 December 2021 16.00 (CET time)

Teachers Support pack



Cambridge English Qualifications

Welcome to our support guide for teachers

We understand that learning a language can be a long journey, so that's why we support teachers and learners every step of the way.

Cambridge English Qualifications are in-depth exams that provide regular milestones to keep students motivated. They allow you to track your learners progress from one exam to the next. Each exam is designed to consolidate the skills developed at the previous level and improve students' confidence, step by step.

This pack has been designed to help you support your students at each stage of the learning journey.



A welcome message from Guy Chapman, Head of Schools

About the support pack

We provide a comprehensive range of exam preparation, digital resources and general English teaching materials for teachers who are preparing students for Cambridge English Qualifications.

Our learning materials are based on research into how children learn best, so your students can improve their English both inside the classroom and beyond.

In this pack you'll find a range of exam preparation materials, digital resources, general English teaching resources and support for parents.



Click here



The Digital Teacher

[Home](#) [Framework](#) [Training](#) [Reviews](#) [Test my Digital Skills](#)

The Digital Teacher

The definitive resource for EFL and ESL teachers that's full of information about tools, techniques and training. Design, deliver and evaluate English language learning that truly inspires your students.

TEST MY DIGITAL SKILLS



Framework. Evaluate your needs. Take our self-evaluation, see what your digital strengths are, and think about what you want to work on.



Training. Develop your digital skills. Find resources to help you try out technology with confidence in your classroom.



Product reviews. Choose the right tools. Browse specialist reviews of tools which aid language learning and decide which products are right for you.

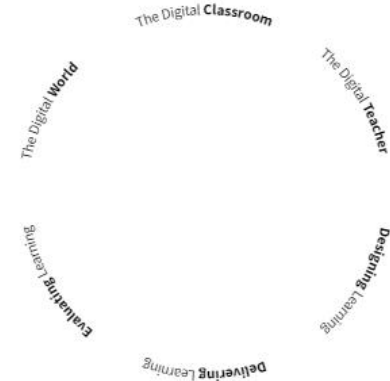
My Digital Profile – Dashboard

The Digital **World** → [Start](#)The Digital **Classroom** → [Start](#)The Digital **Teacher** → [Start](#)**Designing** Learning → [Start](#)**Delivering** Learning → [Start](#)**Evaluating** Learning → [Start](#)

The Digital World

How technology takes you beyond the classroom.
Using technology to be productive, organised and act responsibly, safely and legally in the digital world.

X Close



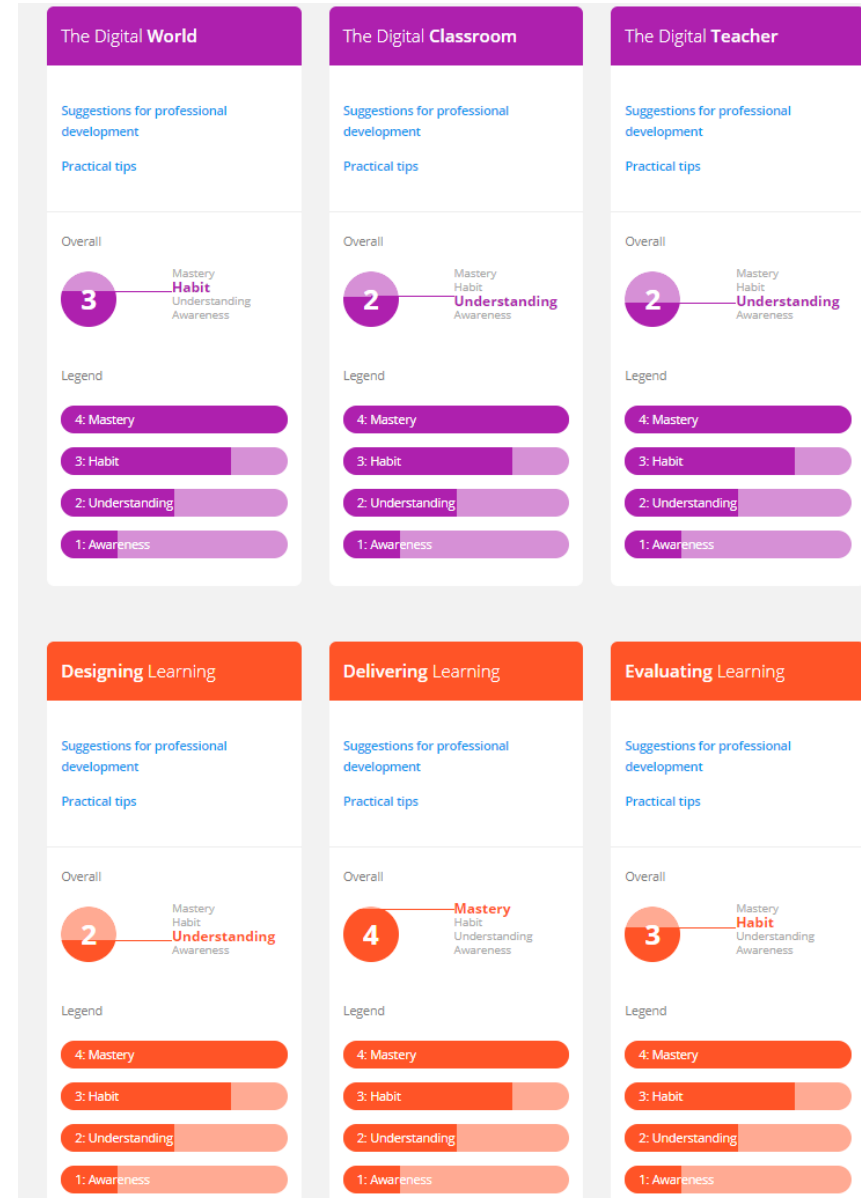
KEY:

 Awareness Understanding Habit Mastery

Recommended content:



The Digital Teacher





 Training: 15 - 30 minutes

Training: creating opportunities to provide feedback on speaking Help your colleagues to use technology to capture, listen to and provide more...

→ [Read the Training](#)



 Lesson Plan: 30 - 45 minutes

Creating opportunities to provide feedback on speaking Use a voice-recording tool to help you capture, listen to and provide more feedback f...


→ [Read the Lesson Plan](#)



 Lesson Plan: 30 - 45 minutes

How to use ThingLink to support situational language teaching Help prepare learners for the language used in particular situations.

→ [Read the Lesson Plan](#)



 Lesson Plan: 15 - 30 minutes

Using a whiteboard app to practise vocabulary Help your learners set a learning goal and reflect on their performance using a drawing and...



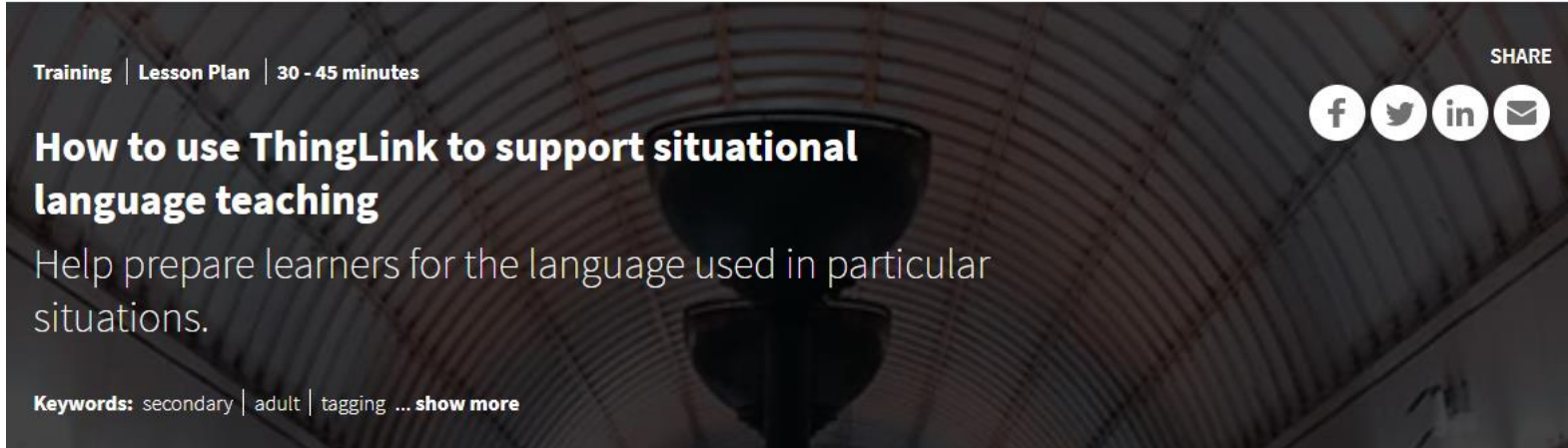
 Lesson Plan: 15 - 30 minutes

Using a word cloud maker to self-assess writing Help your learners self-assess and improve their writing using a word cloud maker.



 Tips: 15 - 30 minutes

Tips - Using digital tools to develop learner autonomy Help your learners define their own aims and organise their own study.



Training | Lesson Plan | 30 - 45 minutes

How to use ThingLink to support situational language teaching

Help prepare learners for the language used in particular situations.

Keywords: secondary | adult | tagging ... [show more](#)

SHARE

[f](#) [t](#) [in](#) [✉](#)

A situational focus in teaching can be useful for learners arriving in the UK, or any other country, for the first time, to study, work or just spend time. One aspect of life which they will need to prepare for is likely to be travel. Focusing on different travel situations can help learners prepare generally (what is the normal process or pattern?) and for the language they need. (Note you can easily substitute the situation/topic for something more relevant to your learners' needs.)

Although you will need to spend time preparing materials, they will likely be useful for other groups. It can also lead in to an ongoing task/project which becomes increasingly learner-centred.

- Secondary 16+ and adult (although the lesson plan focus is on young adult learners, teachers could easily create a similar task for younger learners).

Product Reviews – With an increasing number of digital training tools available, how do you make the right choice? Read our reassuring expert reviews and choose your tech with confidence.



Raquel Ribeiro | 01 October 2019

Google Classroom A time-saving platform that allows teachers to combine the sharing of learning resources with the dynamics of a social network.

→ [Read the Review](#)




Rob Lewis | 23 November 2018

ThingLink A very useful classroom tool with enormous potential for teaching and learning.

→ [Read the Review](#)





Raquel Ribeiro English Language teacher and writer... [read more](#)

Published on 01 October 2019 | [Reviews](#)

SHARE



Google Classroom

A time-saving platform that allows teachers to combine the sharing of learning resources with the dynamics of a social network.

Who it's for: 13+ (need a personal Google account to use Classroom) | **Price:** Free | **Platform:** Website iOS
Android

Google Classroom is an online platform designed to manage workflow and communication between teachers and students. Teachers can create online classrooms, invite students to attend and create and share resources. Teachers and students can instantly communicate, and teachers can send announcements and start class discussions.

User experience. Google Classroom is easy to access and manage from a computer, phone or laptop and has the usual simple Google layout. Teachers can, by clicking a few buttons, create a classroom, choose students to invite and share resources, post videos and add links. A simple menu, under the create button, allows you to choose whether to create assignments, questions, quick quizzes or share resources. You can choose



Lindsay Warwick CELTA trainer, materials writer and teacher... [read more](#)

Published on 24 August 2017 | [Reviews](#)

[SHARE](#)

Padlet

An excellent collaboration tool for teachers and learners.

Who it's for: All ages (young learners with parental consent) | **Price:** Free (limited), Backpack: plans start at \$12 USD/month | **Platform:** Website iOS Android Chrome, Safari and Firefox extensions

Padlet is an extremely easy-to-use tool that allows learners to collaborate online by posting text, images, links, documents, videos and voice recordings.

User experience. Users can access Padlet via a website or app. Setting up a board requires registration but it's easy to do. You only get three Padlets (think noticeboards) for free but you can recycle them, or upgrade for more. Setting up a Padlet takes just one click of a button – it's that simple! You then share the link with learners who add posts by simply tapping or double clicking, either in class or at home. It's extremely easy to use. Modifying your Padlet takes a bit longer but if you follow each step, it's not hard to do.

Language level and skills. Padlet is a tool that teachers can exploit with any level of learner. As learners add their own posts, what skill they

Cambridge
para ti

Cambridge
para ti

Todos nuestros recursos digitales a tu alcance



Estudiantes



Familias



Profesores

cambridgeparati.es 

Cambridge para ti

Cambridge para ti

 Recursos digitales

 Conócenos mejor



PROFESORES

Te ayudamos en tu desarrollo profesional, con formación y recursos de apoyo

 Mira el video

ESTUDIANTES

FAMILIAS

PROFESORES

Recursos digitales



ESTUDIANTES



FAMILIAS



PROFESORES

CERRAR FILTROS
^

TITULACIONES DE CAMBRIDGE ENGLISH

Pre A1 Starters

A1 Movers

A2 Flyers

A2 Key for Schools

B1 Preliminary For Schools

B2 First For Schools

A2 Key

B1 Preliminary

B2 First

C1 Advanced

C2 Proficiency

DESTREZAS A PRACTICAR

Listening

Reading

Vocabulary

Writing

Grammar

Speaking

OTRAS PREFERENCIAS

Aplicaciones


Cambridge English Qualifications

LIMPIAR FILTROS

TITULACIONES DE CAMBRIDGE ENGLISH		DESTREZAS A PRACTICAR	OTRAS PREFERENCIAS
Pre A1 Starters	A2 Key	Listening	Aplicaciones
A1 Movers	B1 Preliminary	Reading	
A2 Flyers	B2 First	Vocabulary	
A2 Key for Schools	C1 Advanced	Writing	
B1 Preliminary For Schools	C2 Proficiency	Grammar	
B2 First For Schools		Speaking	


Cambridge English Qualifications

LIMPIAR FILTROS




Exam Lift es una nueva aplicación móvil que ayudará a tus hijos a prepararse para su examen B1 Preliminary for Schools y practicar sus habilidades de examen, donde y cuando quieran, en casa, en el colegio o en su tiempo libre.

B1



Suscríbete a nuestro canal de YouTube para saber más sobre las Titulaciones de Cambridge y obtener consejos del aprendizaje de inglés. Hay varios videos que puedes encontrar a través del buscador: idioms y chunks (expresiones idiomáticas y frases hechas) y más videos informativos.

PRE-A1 | A1 | A2 | B1 | B2 | C1 | C2



¿Te gustaría que tu hijo practicara inglés en casa mientras juega? Quiz your English es una nueva aplicación gratuita para descargar desde Google Play y Apple Store donde tu hijo puede competir jugando con estudiantes de todas partes del mundo o incluso con sus amigos de Facebook. Cada jugador, elige entre varias categorías y temas para practicar su gramática y vocabulario.


A1 | A2 | B1 | B2 | C1



Monkey Puzzles es un juego con app gratuita para descargar en Apple Store. Tu hijo puede visitar los lugares favoritos de nuestra mascota Monkey.



Una app gratuita con juegos emocionantes para practicar y aprender vocabulario clave en casa con los más pequeños. Con esta app puedes ayudar



En esta app gratuita para móviles y tabletas, disponible en inglés y castellano, encontrarás vídeos y fotos 360°, en los que tus hijos visitarán



New developments



Exam Lift

B1

A2

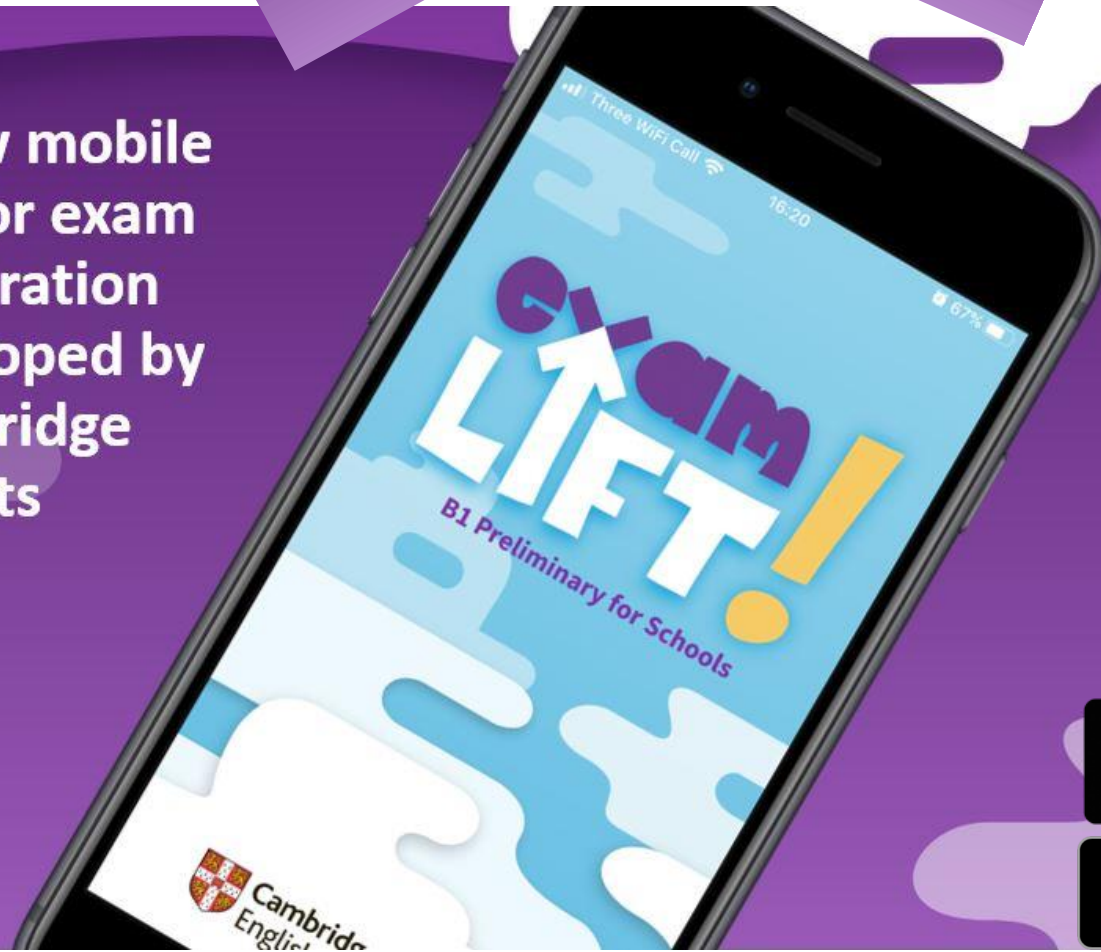
FREE
APP

A new mobile
app for exam
preparation
developed by
Cambridge
experts



Cambridge
Assessment
English

Cambridge
English Qualifications

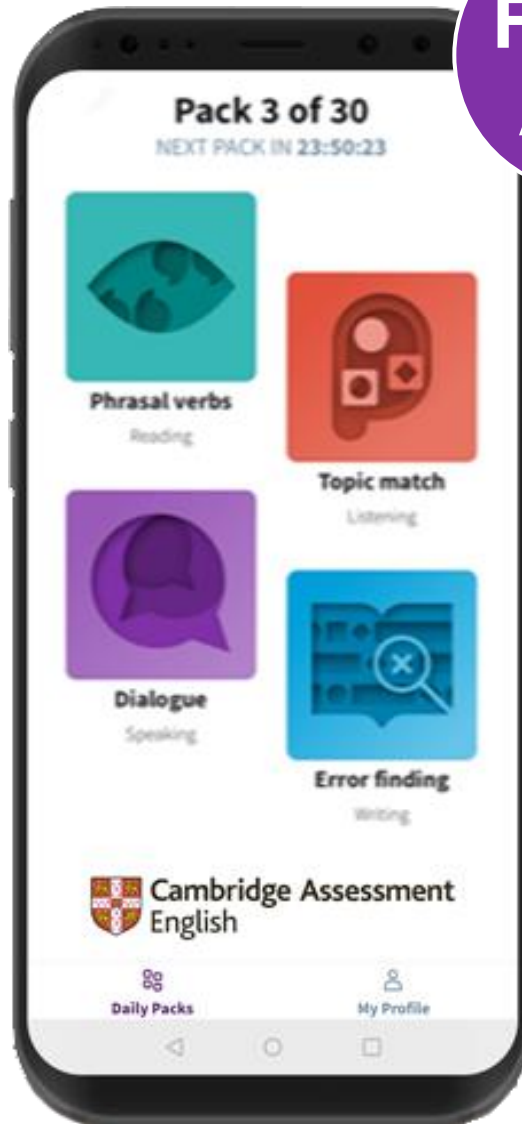


Available on the
App Store

GET IT ON
Google Play

Exam Lift

Exam Lift is a free mobile app that helps learners prepare for their **A2 Key & B1 Preliminary** for Schools exams.



FREE
APP

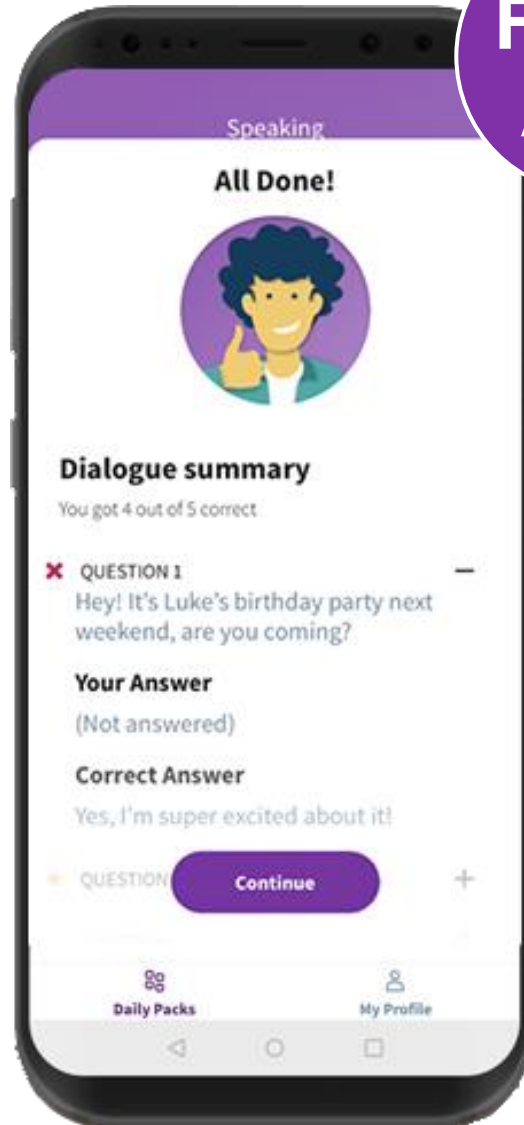
The skills-based activities encourage students to continue their learning outside the classroom and practice the **four language skills** – reading, writing, listening and speaking.

Available to download for free on



Exam Lift

As players complete the activities, they get **instant feedback** on their performance. Providing a **range of different skills and exam-based activities**, Exam Lift is a flexible way for learners to **improve their English.**



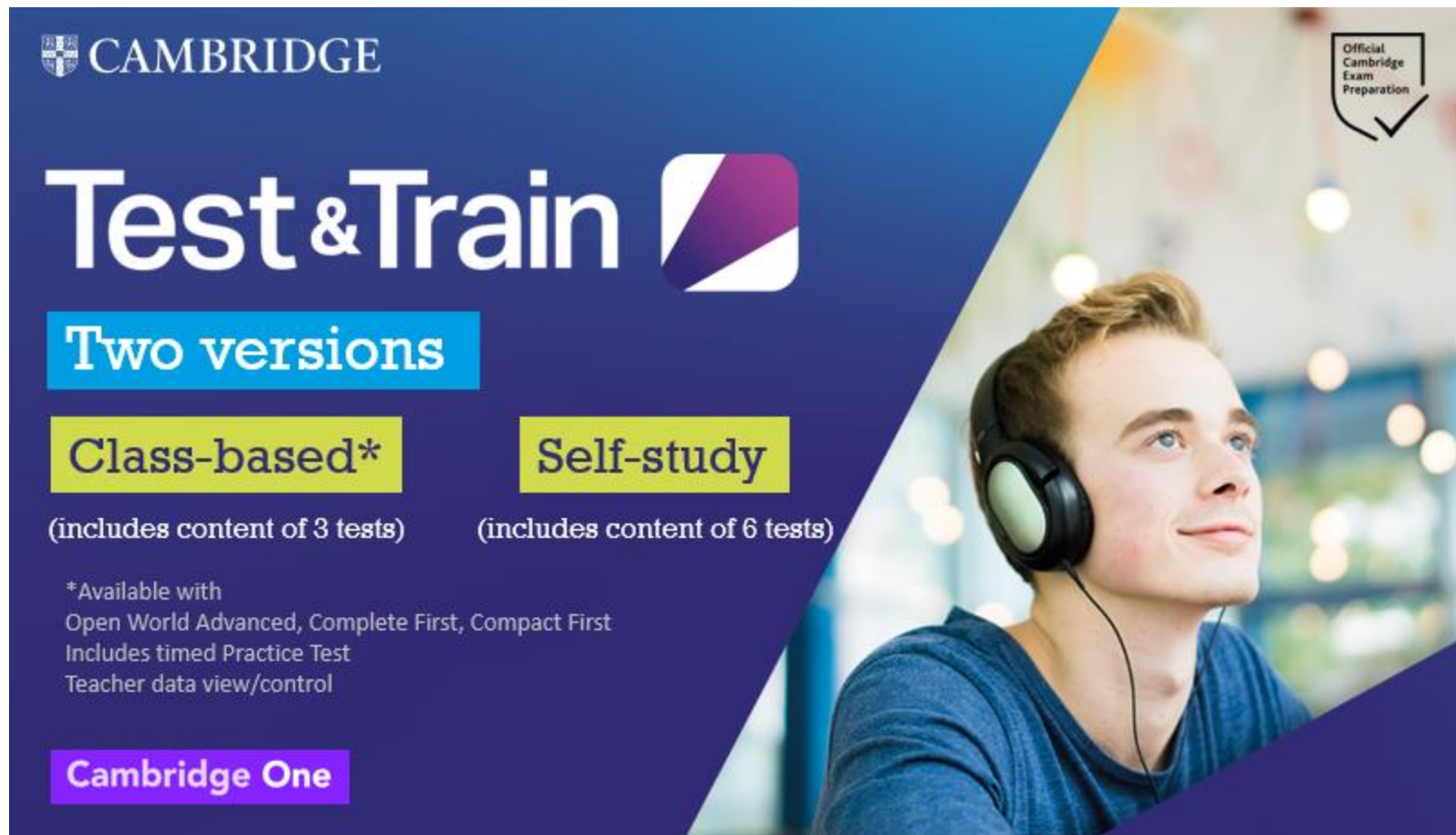
**FREE
APP**


Available to download for free on



Test and Train





 CAMBRIDGE

Test & Train

Two versions

Class-based* (includes content of 3 tests)

Self-study (includes content of 6 tests)

*Available with
Open World Advanced, Complete First, Compact First
Includes timed Practice Test
Teacher data view/control

Cambridge One

Official
Cambridge
Exam
Preparation



A woman with dark hair and bangs, wearing a white blouse, is smiling and talking on a mobile phone. She is sitting at a desk with a laptop in front of her. In the background, other office workers are visible, including a man in a dark suit and a woman in a light blue shirt. The office has bookshelves filled with books. The image is decorated with colorful geometric shapes: a yellow square in the top left, a pink square below it, a yellow square at the bottom center, and a vertical bar on the right side composed of blue, white, yellow, and pink squares.

Cambridge English kahoots for work



Cambridge Assessment
English

Kahoot!

Kahoots for work

Cambridge English kahoots for work

What?

Fun, interactive games for professionals to practise their ability to communicate effectively in English. Bringing together high-quality content developed by Cambridge and based on the Cambridge Life Competencies Framework, the games are delivered on the popular Kahoot! platform.

Who?

- Aimed at those studying at a B1 or B2 level of English, these kahoots can help individuals learn, activate or refresh English for work at any level from A2.
- Aimed at adult workers aged between 18-35 across a variety of office and non-office workplaces e.g., customer services, shop floor, sales etc.

Play our kahoots for work

Cambridge English kahoots for work will help you:

- feel more confident communicating in English at work.
- learn practical phrases to use straight away.
- stay focused and engaged in your learning.



Real world communication

- There are three packs of 12 kahoots, each focusing on an area of language for everyday communication in a range of workplace settings.
- The kahoots are designed to teach you practical phrases you can use straight-away.



Pack 1

Understanding and responding to enquiries and problems



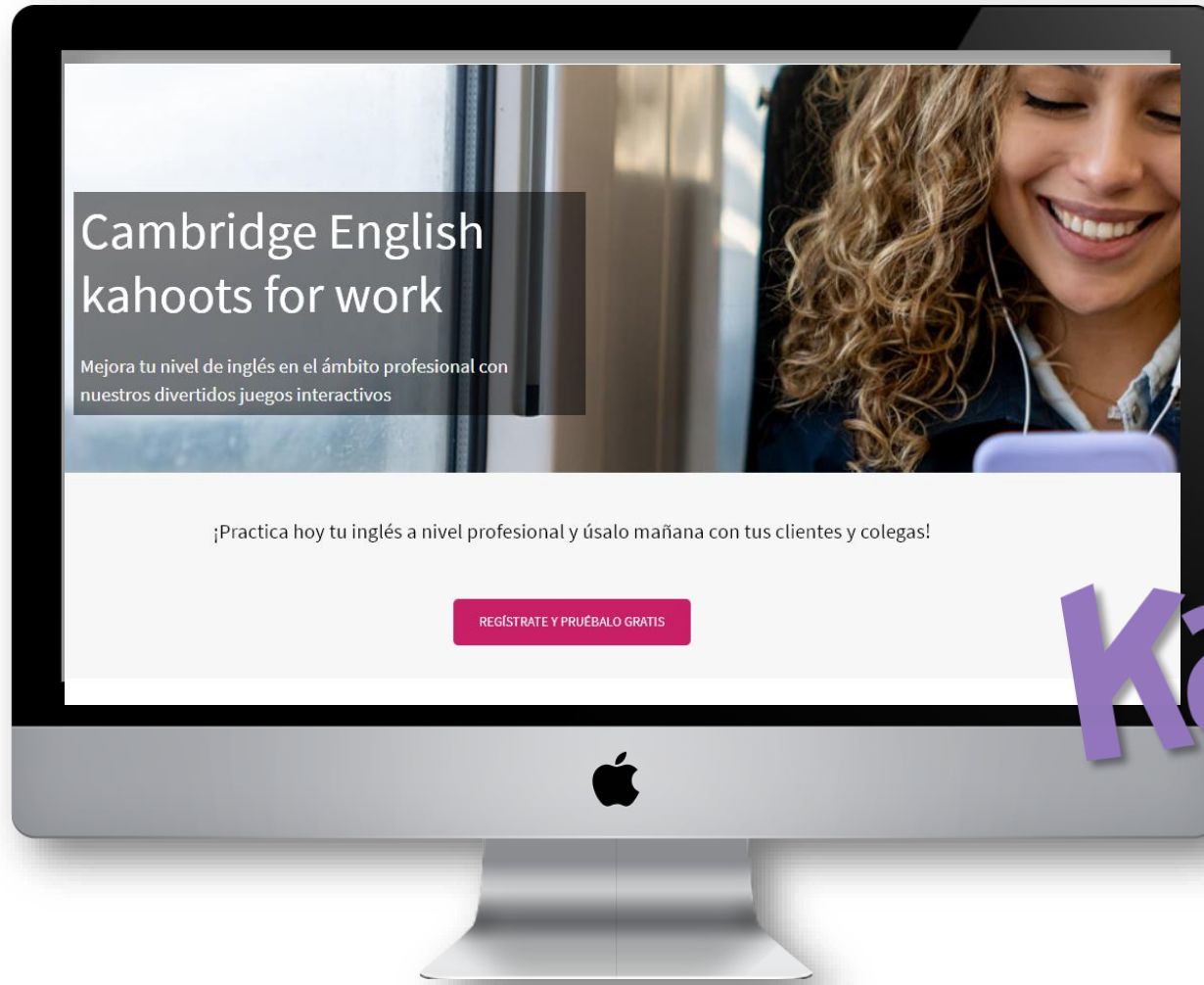
Pack 2

Managing relationships in conversations and emails



Pack 3

Communicating information



Kahoot!

kahootsforwork.cambridgeenglish.org/es/home

More content on our social media pages!!!

[@cambridgeenglishteaching](https://www.facebook.com/cambridgeenglishteaching)

Teachers



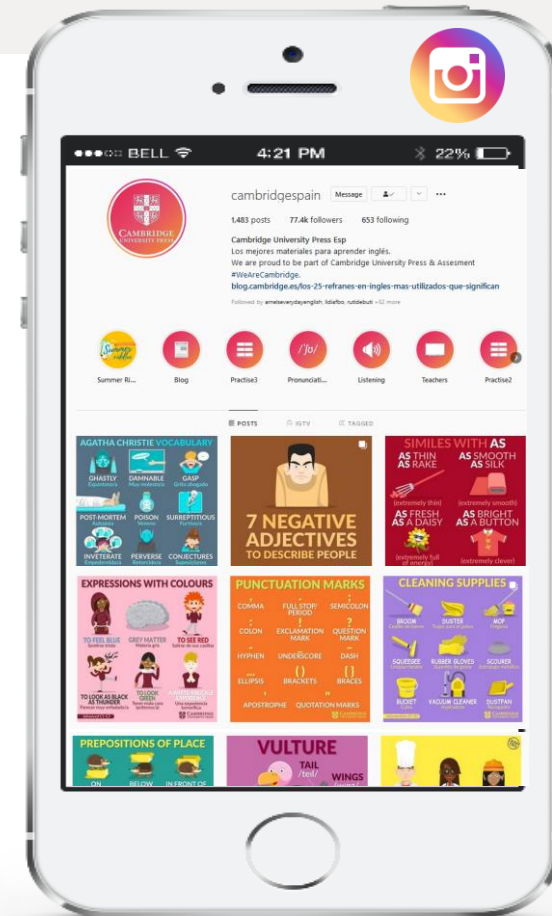
[@cambridgespain](https://twitter.com/cambridgespain)

All



[@cambridgespain](https://www.instagram.com/cambridgespain)

Learners



Thank You!



www.cambridgeenglish.es
www.cambridgeenglish.pt

Cambridge para ti www.cambridgeparati.es
www.cambridgeparati.pt



[@cambridgeenglishteaching](https://www.facebook.com/cambridgeenglishteaching)



[@Cambridgespain](https://www.instagram.com/Cambridgespain)



[@cambridgespain](https://twitter.com/cambridgespain)



[/CambridgeEnglishTV](https://www.youtube.com/CambridgeEnglishTV) [/Cambridge-assessment-english](https://www.youtube.com/Cambridge-assessment-english)

